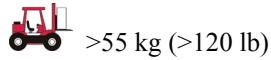
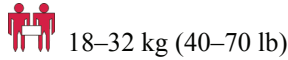
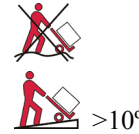
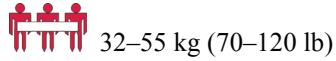
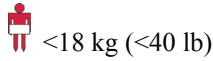


This Safety Guide contains important instructions that should be followed during installation and maintenance of the APC equipment and batteries. It is intended for APC customers who setup, install, relocate, or maintain APC equipment.

Changes and modifications to this unit not expressly approved by APC could void the warranty.

Handling Safety



⚠ CAUTION! Electrical Safety

- Do not work alone under hazardous conditions.
- High current through conductive materials could cause severe burns.
- Check that the power cord(s), plug(s), and sockets are in good condition.
- Use qualified service personnel to change the plug on the UPS and to install permanently wired equipment.
- When grounding cannot be verified, disconnect the equipment from the utility power outlet before installing or connecting to other equipment. Reconnect the power cord only after all connections are made.
- Do not handle any metallic connector before the power has been disconnected.
- Connect the equipment to a three wire utility outlet (two poles plus ground). The receptacle must be connected to appropriate branch circuit/mains protection (fuse or circuit breaker). Connection to any other type of receptacle may result in risk of electrical shock.
- *230 V models only:* In order to maintain compliance with the EMC directive for products sold in Europe, output cords attached to the UPS should not exceed 10 meters in length.
- Leakage current for a pluggable Type A UPS may exceed 3.5 mA when a separate ground terminal is used.

⚠ CAUTION! Deenergizing Safety

- If the UPS has an internal energy source (battery), the output may be energized when the unit is not connected to a utility power outlet.
- To deenergize a **pluggable UPS**, press the OFF button or switch to shut the equipment off. Unplug the UPS from the utility power outlet. Disconnect the external batteries where applicable and disconnect the internal battery (see User Manual). Push the ON button to deenergize the capacitors. To deenergize a **permanently wired UPS**, press the OFF button or switch to shut the equipment off. Switch off the utility circuit breaker that supplies power to the UPS. Disconnect the external batteries where applicable and disconnect the internal battery (see User Manual).

⚡ WARNING! Battery Safety

- **This equipment contains potentially hazardous voltages.** Do not attempt to disassemble the unit. The **only exception** is for a UPS containing batteries. Refer to the battery replacement procedures detailed in the User’s Manual. Except for the battery, the unit contains no user serviceable parts. **Repairs are to be performed only by qualified service personnel.**
- Do not dispose of batteries in a fire. The batteries may explode.
- Do not open or mutilate batteries. They contain an electrolyte that is toxic and harmful to the skin and eyes.
- To avoid personal injury due to energy hazard, remove wrist watches and jewelry such as rings when replacing the batteries. Use tools with insulated handles.
- Replace batteries with the same number and type of batteries as originally installed in the equipment.

Replacement and Recycling of Batteries

See your dealer or the APC Web site, www.apc.com for information on replacement battery kits and battery recycling.

	Be sure to deliver the spent battery to a recycling facility or ship it to APC in the replacement battery packing material.
--	--

⚡ WARNING! Life Support

American Power Conversion Corporation, its affiliates and subsidiaries world-wide, (“APC”) do not recommend the use of any of their products in life support applications where failure or malfunction of the APC product can be reasonably expected to cause failure of the life support device or to significantly affect its safety or effectiveness. APC does not permit the use of any of its products in direct patient care. APC will not knowingly sell its products for use in such applications.

Examples of devices considered to be life support devices include, but are not limited to, neonatal oxygen analysers, nerve stimulators (whether used for anaesthesia, pain relief, or other purposes), autotransfusion devices, blood pumps, defibrillators, arrhythmia detectors and alarms, pacemakers, hemodialysis systems, peritoneal dialysis systems, neonatal ventilator incubators, ventilators for both adults and infants, anaesthesia ventilators, infusion pumps, and any other device designated as “critical” by the U.S.F.D.A.

Hospital grade wiring devices and reduced leakage currents that meet medical safety standards may be ordered as options on many APC UPS systems. APC does not claim that units with these modifications are certified or listed as such by APC or any other organization, therefore these units do not meet the requirements for use in direct patient care.